

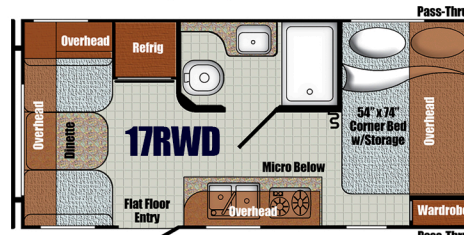
vista CRUISER



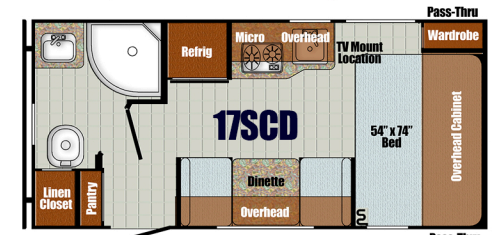
Multi-Year
Quality Circle
Award Winner

Advanced Ultra-Light Weight Construction

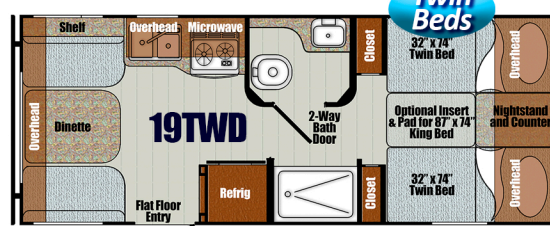
North America's most advanced lightweight travel trailer, featuring innovative floor plans, Azdel synthetic substrate, premium features, European-inspired curved walls and an aerodynamic one-piece laminated fiberglass roof.



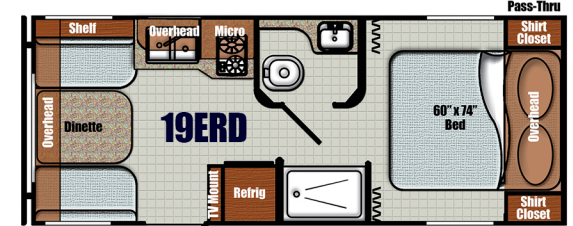
L: 20'0" Wgt: 2,567 lbs.



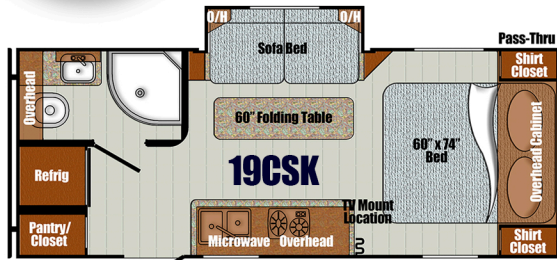
L: 20'0" Wgt: 2,780 lbs.



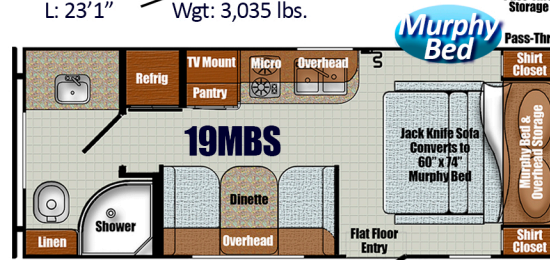
L: 23'1" Wgt: 3,035 lbs.



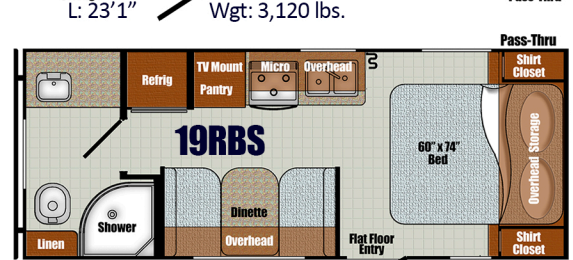
L: 23'1" Wgt: 3,120 lbs.



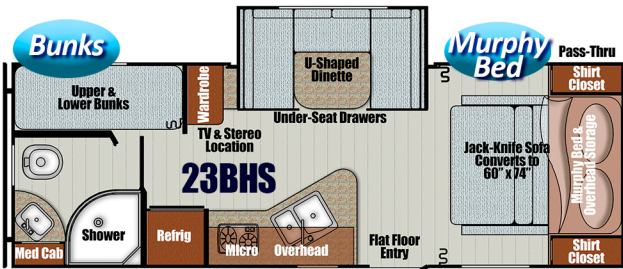
L: 23'1" Wgt: 3,059 lbs.



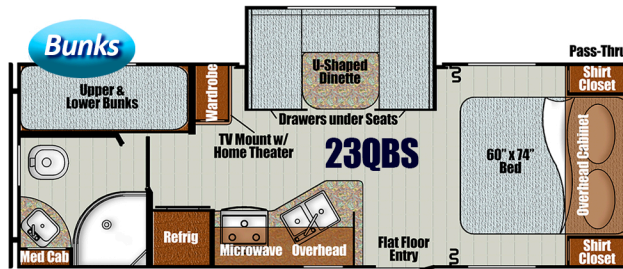
L: 23'1" Wgt: 3,192 lbs.



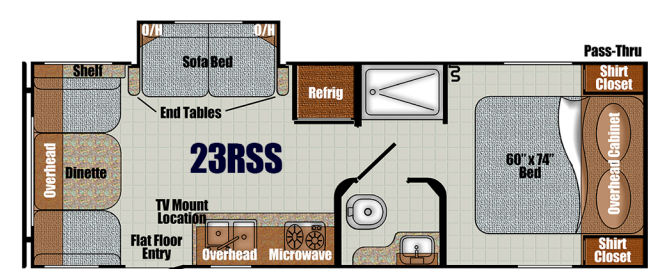
L: 23'1" Wgt: 3,119 lbs.



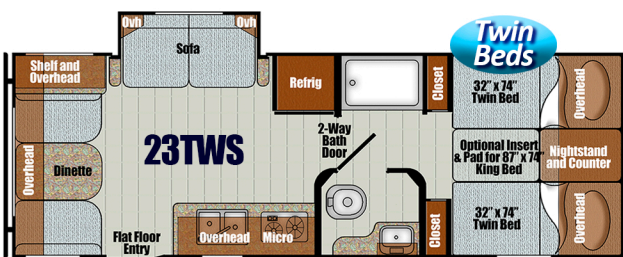
L: 26'1" Wgt: 4,253 lbs.



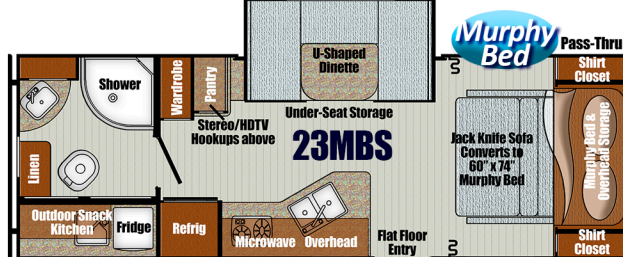
L: 26'1" Wgt: 4,038 lbs.



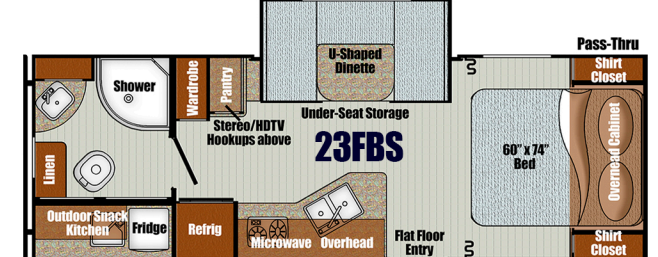
L: 26'1" Wgt: 3,920 lbs.



L: 26'1" Wgt: 3,835 lbs.



L: 26'1" Wgt: 4,218 lbs.



L: 26'1" Wgt: 4,081 lbs.

VISTA CRUISER STANDARDS

EXTERIOR & CONSTRUCTION

- One Piece Fiberglass Roof, Front/Rear Walls
- Welded Lightweight 6-Sided Aluminum Frame
- Tandem Leaf Spring Axles w/Equa-Flex (23' Models)
- Single Axle w/Electric Brakes (17' & 19' Models)
- Easy-Lube Axles
- Laminated Floor w/Lightweight Substrates
- Vacuum-Bonded Laminated Composite Sidewalls w/Azdel Synthetic Substrate
- Lightweight Powder-Coated Steel Chassis
- 14" Radial Tires w/Aluminum Rims
- (2) 20 lbs. LP Bottles w/EZ-Access Cover
- LED Running Lights
- In-Floor Storage Pan Under Bed for Spare Tire
- Four Lightweight Stabilizer Jacks
- Entry Door w/Deadbolt Lock & Friction Hinge
- Black Radius Tinted Windows
- Exterior Pass-Thru Storage w/LED Light & Switch
- Radius Compartment Doors w/Slam Latches & Magnetic Catches
- Diamond Plate lower panel w/LED Lights

HEATING & COOLING

- Prewired for Roof A/C
- 20,000 BTU Gas Furnace w/Wall Thermostat (16,000 BTU on 17RWD, 17SCD, 19CSK)
- 6 Gal Gas DSI Water Heater

MISCELLANEOUS

- Safety Chains, Break-Away Switch
- E-Z Escape Window
- Wall Mount Fire Extinguisher
- Combo LP/CO Detector, Smoke Detector

POWER

- 30 Amp 30' Marincor Power Cord w/Storage
- 55 Amp Converter w/Charger & LED Indicators

INTERIOR

- Solid Surface Galley Countertop
- LED Interior Light Fixtures
- High-Performance Laminated Countertops with continuous molding edge
- Hardwood Cabinet Doors/Drawers w/pocket-screwed construction & solid wood Stiles
- Designer Window Treatments and Night Shades
- Underbed Storage w/Lift Assist
- Advanced Anti-Stick Vinyl Flooring

BATH

- Toilet w/Foot Flush
- High Velocity Bath Vent
- Deluxe Wood Medicine Cabinet w/Mirror
- Radius Shower Curtain
- Tub/Shower Surround
- 24" x 36" Shower (17RWD, 19ERD, 19TWD, 23TWS, 23RSS)
- 32" Radial Shower (17SCD, 19CSK, 19MBS, 19RBS, 23BHS, 23QBS, 23MBS, 23FBS)

KITCHEN

- Stainless Steel 3-Burner Range w/Oven & Glass Cover (2-Burner Cooktop in 17SCD)
- 2 or 3 Drawers w/Dual Ball-Bearing Metal Glides
- 6.0 cu. ft. Two-Door Refrigerator/Freezer (5.0 Single-Door in 17RWD, 17SCD)
- Stainless Steel Power Range Hood w/Light
- Stainless Steel Microwave Oven
- Designer Stainless Hi-Access Faucet & Handles

ELECTRICAL

- Convenience Control Panel w/Tank Monitor
- LED Pass-Thru Storage Light w/Switch
- Non-Directional TV Antenna w/Power Booster
- LED Step Light w/Switch
- Satellite/Cable Hookups
- Solar-Ready Access Plug
- Back-Up Camera Ready
- Multiple USB Charging Ports

POPULAR OPTIONS

- Electric Awning w/LED Lighting & Exterior Wall Speakers (required)
- Bumper-Mount Gas Grill w/LP Quick Connect
- Interior & Exterior TV Mounting Brackets
- 19" and/or 32" LED/HDTV
- 13,500 BTU Air Conditioner (non-ducted)
- Power Tongue Jack
- 3-Burner Range w/Oven
- Sink Covers
- 2-Burner Cooktop Cover (17SCD only)
- Home Theater Stereo w/Bluetooth & Speakers
- 14" Spare Tire
- Outside Spray Port
- Premium Foam Mattress
- Microwave Oven
- Glass Shower Door (19MBS, 19RBS, 19CSK, 23BHS, 23QBS, 23MBS, 23FBS)
- Soft Shower Door (17RWD, 19TWD, 19ERD, 23RSS, 23TWS)
- Black Tank Flush
- 6 gal DSI Gas/Electric Water Heater
- Double Solid-Step

36 MONTHS OF PROTECTION

In addition to a standard one-year warranty, our exclusive Gulf Stream Coach Warranty gives you DOUBLE the protection with THREE YEARS of coverage on key structural components of your new Vista Cruiser. That extended protection is also offered to Gulf Stream owners by many of the manufacturers that supply components for Vista Cruiser units, including the refrigerator, antenna, furnace, water heater, air conditioner, awning, range, microwave and more. See the official Warranty for details and restrictions.



SPECIFICATIONS


Specifications shown are approximate and subject to change. Check the sticker in your unit for actual weights.

Model	17RWD	17SCD	19TWD	19ERD	19CSK	19MBS	19RBS	23BHS	23QBS	23RSS	23TWS	23MBS	23FBS
Length	20'0"	20'0"	23'1"	23'1"	23'1"	23'1"	23'1"	26'1"	26'1"	26'1"	26'1"	26'1"	26'1"
Height w/AC	10'2"	10'2"	10'2"	10'2"	10'2"	10'2"	10'2"	10'6"	10'6"	10'6"	10'6"	10'6"	10'6"
Width	7'6"	7'6"	7'6"	7'6"	7'6"	7'6"	7'6"	7'6"	7'6"	7'6"	7'6"	7'6"	7'6"
Int. Height	83"	83"	83"	83"	83"	83"	83"	83"	83"	83"	83"	83"	83"
Dry Weight	2,567	2,780	3,035	3,120	3,059	3,192	3,119	4,253	4,038	3,920	3,835	4,218	4,081
Hitch Weight	240	300	380	380	325	420	390	480	440	420	440	600	520
Carrying Cap.	1,413	1,520	1,345	1,260	976	1,228	1,261	1,827	2,002	2,140	2,205	1,982	2,039
Fresh Water	27 gal	27 gal	27 gal	27 gal	27 gal	27 gal	27 gal	27 gal	27 gal	27 gal	27 gal	27 gal	27 gal
Grey Tank	33 gal	33 gal	33 gal	33 gal	33 gal	33 gal	33 gal	33 gal	33 gal	33 gal	33 gal	33 gal	33 gal
Black Tank	33 gal	33 gal	33 gal	33 gal	33 gal	33 gal	33 gal	33 gal	33 gal	33 gal	33 gal	33 gal	33 gal
Hot Water Htr	6 gal	6 gal	6 gal	6 gal	6 gal	6 gal	6 gal	6 gal	6 gal	6 gal	6 gal	6 gal	6 gal
LP Capacity	40 lbs	40 lbs	40 lbs	40 lbs	40 lbs	40 lbs	40 lbs	40 lbs	40 lbs	40 lbs	40 lbs	40 lbs	40 lbs

AZDEL

ONBOARD

AZDEL is a synthetic barrier panel that separates exterior fiberglass from interior space. AZDEL can't absorb moisture; won't mildew or delaminate like wood.



QUALITY • VALUE • INNOVATION

www.gulfstreamcoach.com
503 South Oakland Avenue, Nappanee IN 46550



Scan for more images, videos, and specifications

vista cruiser

BY GULF STREAM

Your Vista Cruiser Dealer:

Vintage CRUISER

The fun of the 50's. the technology of the 21st Century!

Colors, interior design, and graphics of our Vintage Cruisers recall the flat-out fun of the 50's - But don't worry! State-of-the-art luxuries are here too.

Take your pick! Teal and Cream, Crimson and Cream, or the Knotty Pine "Woodie" option - Any way you go, you'll take the fun of the 50's with you.

17RWD L: 20'0", Wgt: 2,567 lbs.



17SCD L: 20'0", Wgt: 2,780 lbs.

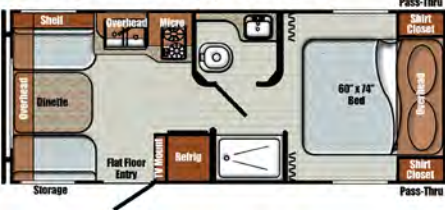


19TWD L: 23'1", Wgt: 3,035 lbs.



Twin Beds

19ERD L: 23'1", Wgt: 3,120 lbs.



19CSK L: 23'1" Wgt: 3,059 lbs.



19MBS L: 23'1", Wgt: 3,192 lbs.



Murphy Bed

19RBS L: 23'1", Wgt: 3,119 lbs.



Multi-Year Winner, RVDA Quality Circle Award!

23BHS L: 26'1" Wgt: 4,253

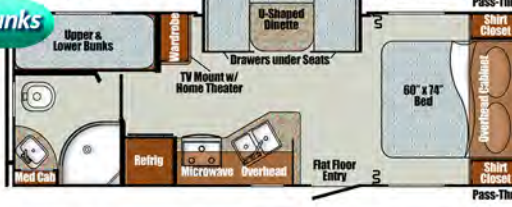
Bunks



Murphy Bed

23QBS L: 26'1" Wgt: 4,038

Bunks



23RSS L: 26'1", Wgt: 3,920 lbs.



23TWS L: 26'1", Wgt: 3,835 lbs.

Twin Beds



23MBS L: 26'1" Wgt: 4,218 lbs.

Murphy Bed



23FBS L: 26'1" Wgt: 4,081



Specifications

Specifications are approximate and subject to change. Check Weight Sticker in unit for actual weights.

Model	17RWD	17SCD	19TWD	19ERD	19CSK	19MBS	19RBS	23BHS	23QBS	23RSS	23TWS	23MBS	23FBS
Length	20'0"	20'0"	23'1"	23'1"	23'1"	23'1"	23'1"	26'1"	26'1"	26'1"	26'1"	26'1"	26'1"
Height w/AC	10'2"	10'2"	10'2"	10'2"	10'2"	10'2"	10'2"	10'6"	10'6"	10'6"	10'6"	10'6"	10'6"
Width	7'6"	7'6"	7'6"	7'6"	7'6"	7'6"	7'6"	7'6"	7'6"	7'6"	7'6"	7'6"	7'6"
Interior Height	83"	83"	83"	83"	83"	83"	83"	83"	83"	83"	83"	83"	83"
Dry Weight lbs.	2,567	2,780	3,035	3,120	3,059	3,192	3,119	4,253	4,038	3,920	3,835	4,218	4,081
Hitch Weight lbs.	240	300	380	380	325	420	390	480	440	420	440	600	520
Carrying Cap. lbs.	1,413	1,520	1,345	1,260	976	1,228	1,261	1,827	2,002	2,140	2,205	1,982	2,039
Fresh Water gal.	27	27	27	27	27	27	27	27	27	27	27	27	27
Grey/Black gal.	33/33	33/33	33/33	33/33	33/33	33/33	33/33	33/33	33/33	33/33	33/33	33/33	33/33
Water Heater gal.	6	6	6	6	6	6	6	6	6	6	6	6	6
Furnace (BTU)	16,000	16,000	20,000	20,000	20,000	20,000	20,000	20,000	20,000	20,000	20,000	20,000	20,000
LP Capacity lbs.	2 x 20	2 x 20	2 x 20	2 x 20	2 x 20	2 x 20	2 x 20	2 x 20	2 x 20	2 x 20	2 x 20	2 x 20	2 x 20



Above: 19ERD Dinette with Crimson and Cream interior, Woodie option



Below: 19ERD in Teal and Cream

Standard Features

Decor

- High-Performance Vinyl Flooring
- Easy-Care Wall & Ceiling Vinyl
- Solid Wood Cabinet Stiles, Pocket-Screwed Frames

Heating & Cooling

- Prewired for Roof Air Conditioner
- 20,000 BTU Furnace w/Wall Thermostat (16,000 BTU on 17RWD, 17SCD, 19CSK)
- 6 Gal DSI Gas Water Heater

Safety

- Break-Away Switch
- E-Z Escape Window
- Safety Chains
- Wall-Mount Fire Extinguisher
- Smoke Detector, Combo LP & CO Detector

Electrical/Power

- Satellite & Cable-Ready Prep
- Multiple USB Charging Ports
- Convenience Switch Panel w/Tank Monitor
- LED Step Light w/Switch
- LED Interior Ceiling Lights
- Non-Directional TV Antenna w/Booster
- Solar-Ready, Back-Up Camera Prep
- 30 Amp 30' Power Cord w/Storage
- 35 Amp Converter/Charger w/LED lights
- Power Range Hood w/Light

Bath

- Foot Flush Toilet
- High Velocity Bath Vent
- Wood Medicine Cabinet w/Mirror
- Seamless Tub/Shower Surround
- Radius Shower Curtain
- 24" x 36" Shower (17RWD, 19ERD, 19TWD, 23RSS, 23TWS)
- 32" Radial Shower (17SCD, 19RBS, 19MBS, 19CSK, 23BHS, 23QBS, 23MBS, 23FBS)

Furnishing

- Booth Dinette (U-Shaped in 23BHS, 23QBS, 23MBS, 23FBS; Sofa Table in 19CSK)
- 60" x 74" Walkaround Bed (19ERD, 19RBS, 19CSK, 23QBS, 23RSS, 23FBS)
- 54" x 74" Corner Bed (17RWD, 17SCD)
- 60" x 74" Murphy Bed w/Sofa (19MBS, 23BHS, 23MBS)
- 32" x 80" Twin Beds w/King Insert (19TWD, 23TWS)
- 28" x 74" Bunks (23BHS, 23QBS)
- Spare Tire Storage under Queen & Murphy Beds
- Jack Knife Sofa (19CSK, 23RSS, 23TWS)

Windows & Doors

- Friction Hinge Entry Door
- Black Radius Tinted Windows
- Radius Storage Doors w/Magnetic Catches & LED Light w/Switch

Exterior

- One Piece Fiberglass Roof, Front/Rear Walls
- Six-Sided Welded Aluminum Frame, Vacuum Bonded Sidewalls
- Laminated Floor w/Lauan Substrate
- Laminated Fiberglass Sidewalls w/exterior layer of Azdel Composite Substrate
- Easy-Lube Axles
- Hitch Light
- LED Running Lights
- (2) 20-lb. LP Tanks with Cover

Popular Options

- 3-Burner Range w/Oven (N/A 17SCD)
- Interior & Exterior TV Mounting Brackets
- 19" LED HDTV
- Rear Bumper Mount Gas Grill
- Power Tongue Jack in place of Manual Jack
- Glass Shower Door (19RBS, 19MBS, 19CSK, 23BHS, 23QBS, 23MBS, 23FBS)
- Soft-Touch Shower Door (17RWD, 19ERD, 19TWD, 23RSS, 23TWS)
- Electric Awning w/LED Awning Light and Outdoor Speakers (Required)

Vintage CRUISER

"Woody" Package Option

We've captured the nostalgic look of a rustic cabin in our "Woody" package with:

- Oyster Painted A-Frame, Bumper, Wheels
- Slate Radius Metal
- Woody Fender Skirts and Graphics
- Hickory Saddle Floor Vinyl
- Southern Pine Sidewalls and Rear Wall
- Southern Pine Cabinets & Cabinet Doors
- Woody Curtain Package



Meet "The Vintage Cruisers"

You'll find this friendly, helpful, active group of over 3,500 Vintage Cruiser owners on Facebook. Just search Facebook for "The Vintage Cruisers." Better yet, choose a Vintage Cruiser of your own and join in the fun!

Vintage Package You get all this! *(Included, required)*

- Vintage Exterior Graphics
- Vintage Painted Bumper, A-Frame & Radius Metal, Fender Skirts, & Rims
- 14" Radial Tires w/Moon Hubcaps
- Front & Rear Brushed Diamond Plate
- Vintage Custom Comforter w/Vintage Logo Pillow Shams
- Cream Countertop w/Self-Edging
- Bedroom Reading Lights
- Microwave Oven
- 2-Burner Cooktop w/Cover
- 6 cu. ft. Double Door Refrigerator/Freezer (5.0 ft. in 17RWD, 17SCD)
- Vintage Flat Cabinet Doors
- Vintage Dinette
- Vintage Drapes w/Decorative Rods
- Pearl Fabric Shower Curtain
- Vintage Dinette Trumpet Light

Scan the QR code for more images, videos, and specifications



Your Gulf Stream Coach Dealer:



QUALITY • INNOVATION • VALUE

www.gulfstreamcoach.com

503 South Oakland Avenue
Nappanee, IN 46550

Specifications, materials, & standard features are subject to change without further notice. Not responsible for typographical errors. Some items shown are extra cost options. Visit www.gulfstreamcoach.com or check with a local dealer for more information. ©Gulf Stream Coach, Nappanee, IN USA • #VIN122021